

GENERAL INFORMATION

A1 Address Information



A2 Source of institutional control (check one only):

-
-
-

A3 Classify your undergraduate institution

-

-
-

A4 Academic year calendar

If your academic year has changed because of the COVID 19 pandemic, please indicate as other below

- | | |
|-------------------------------------|--------------------------|
| <input checked="" type="checkbox"/> | <input type="checkbox"/> |
| <input type="checkbox"/> | <input type="checkbox"/> |
| <input type="checkbox"/> | <input type="checkbox"/> |
| <input type="checkbox"/> | |

A5 Degrees offered by your institution

- | | |
|-------------------------------------|-------------------------------------|
| <input checked="" type="checkbox"/> | <input type="checkbox"/> |
| <input type="checkbox"/> | <input checked="" type="checkbox"/> |
| <input type="checkbox"/> | <input type="checkbox"/> |
| <input type="checkbox"/> | <input checked="" type="checkbox"/> |
| <input type="checkbox"/> | <input checked="" type="checkbox"/> |
| <input checked="" type="checkbox"/> | <input type="checkbox"/> |

A6 Diversity, Equity, and Inclusion

B ENROLLMENT AND PERSISTENCE

B1. Institutional Enrollment - Men and Women

October 15 2023

Undergraduate Students Full-Time

Undergraduate Students Full-Time	Men	Women	Another Gender
Total degree seeking undergraduate students			
Total Undergraduate Full-Time Students			

Undergraduate Students Part Time

Undergraduate Students Part Time	Men	Women	Another Gender

Total degree seeking undergraduate students

Total All Students (Total Undergraduate Students + Total Graduate Students)

Total All Students	Men	Women	Another Gender
Total All Students Full-Time			
Total All Students Part-Time			

Total All Undergraduates

Total All Graduate Students

Grand Total All Students

B2 Enrollment by Racial/Ethnic Category.

October 15 2023



Racial/Ethnic Category	Degree seeking First-time First year	Degree seeking Undergraduates
-------------------------------	---	--

B4B2: Graduation Rates

Letter

Fall 2016 Cohort

Letter

Letter	Graduation Rates	Recipients of a Federal Pell Grant	Recipients of a Subsidized Stafford Loan who did not receive a Pell Grant	Students who did not receive either a Pell Grant or a subsidized Stafford Loan	
---------------	-------------------------	---	--	---	--

For Two Year Institutions

2019

2020

2020

Letter	Graduation Rates	2020 Cohort 2019 Cohort
---------------	-------------------------	---------------------------------------

B22 Retention Rates

- *
- *
- *
- *
- *
- *

For the cohort of all full-time bachelor's (or equivalent) degree-seeking undergraduate students



WAITING LIST	TOTAL
---------------------	--------------

C3C5 Admission Requirements

C3 High school completion requirement

-
-
-

C4 Does your institution require or recommend a general college preparatory program for degree seeking students?

-
-
-

C5 Distribution of high school units required and/or recommended

Distribution of high school units required and/or recommended	Units Required	Units Recommended
--	-----------------------	------------------------------

C6C7 Basis for Selection

C6

C7Relative importance of each of the following academic and nonacademic factors in your first time, first-year, degree seeking general (not including programs with specific criteria) admission decisions

Factors	Very Important	Important	Considered	Not Considered
----------------	-----------------------	------------------	-------------------	-----------------------

Academic

<input type="checkbox"/>	<input checked="" type="checkbox"/>	<input type="checkbox"/>	<input type="checkbox"/>
<input type="checkbox"/>	<input type="checkbox"/>	<input checked="" type="checkbox"/>	<input type="checkbox"/>
<input checked="" type="checkbox"/>	<input type="checkbox"/>	<input type="checkbox"/>	<input type="checkbox"/>
<input type="checkbox"/>	<input type="checkbox"/>	<input checked="" type="checkbox"/>	<input type="checkbox"/>
<input type="checkbox"/>	<input type="checkbox"/>	<input checked="" type="checkbox"/>	<input type="checkbox"/>
<input type="checkbox"/>	<input type="checkbox"/>	<input checked="" type="checkbox"/>	<input type="checkbox"/>

Nonacademic

<input type="checkbox"/>	<input type="checkbox"/>	<input type="checkbox"/>	<input checked="" type="checkbox"/>
<input type="checkbox"/>	<input type="checkbox"/>	<input checked="" type="checkbox"/>	<input type="checkbox"/>
<input type="checkbox"/>	<input type="checkbox"/>	<input checked="" type="checkbox"/>	<input type="checkbox"/>
<input type="checkbox"/>	<input type="checkbox"/>	<input checked="" type="checkbox"/>	<input type="checkbox"/>
<input type="checkbox"/>	<input type="checkbox"/>	<input checked="" type="checkbox"/>	<input type="checkbox"/>
<input type="checkbox"/>	<input type="checkbox"/>	<input type="checkbox"/>	<input checked="" type="checkbox"/>
<input type="checkbox"/>	<input type="checkbox"/>	<input type="checkbox"/>	<input checked="" type="checkbox"/>
<input type="checkbox"/>	<input type="checkbox"/>	<input checked="" type="checkbox"/>	<input type="checkbox"/>
<input type="checkbox"/>	<input type="checkbox"/>	<input type="checkbox"/>	<input checked="" type="checkbox"/>
<input type="checkbox"/>	<input type="checkbox"/>	<input checked="" type="checkbox"/>	<input type="checkbox"/>

Please provide additional information if the importance of any specific academic or nonacademic factors differ by academic program



CS SAT and ACT Policies

Entrance exams

admission

Yes No

Fall 2025

Entrance Exams

Required to be considered for admission

Required for some

Recommended

Not required for admission

Not considered

placement (eg, state tests):

-
-
-
-
-
-



C9C12 First-time, first-year Profile

students ALL enrolled, degree-seeking full-time and part-time, first-time, first-year
Fall 2023

C9 Percent and number of first-time, first-year students enrolled in Fall 2023 who submitted national standardized (SAT/ACT) test scores

ALL enrolled, degree-seeking full-time and part-time, first-time, first-year students
Fall 2023

For each assessment listed below report the score that represents the 25th percentile (the score that 25 percent of the first-time, first-year population scored at or below) and the 75th percentile score (the score that 25 percent scored at or above).


Assessment	25 th Percentile Score	50 th Percentile Score	75 th Percentile Score

Percent of first-time, first-year students with scores in each range

Score Range	SAT Evidence Based Reading and Writing	SAT Math

ScoreRange	SAT Composite

ScoreRange	ACT Composite	ACT English	ACT Math	ACT Science



C10 Percent of all degree seeking first-time, first-year students who had high school class rank within each of the following ranges (report information for those students from whom you collected high school rank information)

C11 Percentage of all enrolled, degree seeking first-time, first-year students who had high school grade point averages within each of the following ranges (using 4.0 scale).

Report information only for those students from whom you collected high school GPA. If you are able to report GPA ranges separately for students that also submitted at least one test score versus those who did not submit a test score, please do so in the respective

C18 Deferred admission

Yes No

C19 Early admission of high school students

Yes No

C20 Common Application

C21-C22 Early Decision and Early Action Plans

C21. Early decision

Yes No

For the Fall 2023 entering class

C22 Early action

Yes No

4 %

C22 E

n o

adv

fill i

Yes **No**

	Required of All	Recommended of All	Recommended of Some	Required of Some	Not required
	<input type="checkbox"/>	<input type="checkbox"/>	<input type="checkbox"/>	<input checked="" type="checkbox"/>	<input type="checkbox"/>
	<input checked="" type="checkbox"/>	<input type="checkbox"/>	<input type="checkbox"/>	<input type="checkbox"/>	<input type="checkbox"/>
	<input type="checkbox"/>	<input type="checkbox"/>	<input type="checkbox"/>	<input type="checkbox"/>	<input checked="" type="checkbox"/>
	<input type="checkbox"/>	<input type="checkbox"/>	<input type="checkbox"/>	<input type="checkbox"/>	<input checked="" type="checkbox"/>
	<input type="checkbox"/>	<input type="checkbox"/>	<input type="checkbox"/>	<input type="checkbox"/>	<input checked="" type="checkbox"/>
	<input type="checkbox"/>	<input type="checkbox"/>	<input type="checkbox"/>	<input checked="" type="checkbox"/>	<input type="checkbox"/>

D6



D12 D17 Transfer Credit Policies

D12

D13

D16

D17



D18 D22 Military Service Transfer Credit Policies

D18

<input checked="" type="checkbox"/>	<input type="checkbox"/>
<input checked="" type="checkbox"/>	<input type="checkbox"/>
<input checked="" type="checkbox"/>	<input type="checkbox"/>

D19

D20

D21

<input checked="" type="checkbox"/>	<input type="checkbox"/>
-------------------------------------	--------------------------

D22

F. STUDENT LIFE

F1. Percentages of first-time, first-year degree seeking students and degree seeking undergraduates enrolled in Fall 2023 who fit the following categories

Percentages of first-time, first-year degree seeking students and degree seeking undergraduates	First-time, first-year students	Undergraduates

F2 Activities offered

- | | | |
|-------------------------------------|-------------------------------------|-------------------------------------|
| <input checked="" type="checkbox"/> | <input checked="" type="checkbox"/> | <input type="checkbox"/> |
| <input checked="" type="checkbox"/> | <input checked="" type="checkbox"/> | <input checked="" type="checkbox"/> |
| <input checked="" type="checkbox"/> | <input type="checkbox"/> | <input checked="" type="checkbox"/> |
| <input checked="" type="checkbox"/> | <input checked="" type="checkbox"/> | <input checked="" type="checkbox"/> |
| <input checked="" type="checkbox"/> | <input checked="" type="checkbox"/> | <input checked="" type="checkbox"/> |
| <input checked="" type="checkbox"/> | <input checked="" type="checkbox"/> | <input checked="" type="checkbox"/> |
| <input checked="" type="checkbox"/> | <input type="checkbox"/> | <input type="checkbox"/> |

F3 ROIC

-
-

-
-
-



F4 Housing



FOR ALL INSTITUTIONS	FIRST-YEAR	UNDERGRADUATES
	p	•V" \$ • RA A to ay

Y

Estimated Expenses	Residents	Commuters (living at home)	Commuters (not living at home)
---------------------------	------------------	---	---

H FINANCIAL AID

Please refer to the following financial aid definitions when completing Section H


Awarded aid:

Financial aid applicant: anyone of

Indebtedness:


Self Help	Need based	Non need based
Total Self Help		

Miscellaneous	Need based

Letter	Number of Enrolled Students Awarded Aid	Full-time, First-time, First Year	Full-time Undergrad	Less Than Full-time Undergrad
A	<div style="text-align: center;">  </div>			
B	a			
C	b			

H2A. Number of Enrolled Students Awarded Non-need based Scholarships and Grants

Do NOT include any aid related to the CARES Act or unique to the COVID 19 pandemic



I a ttpe6

Any aid related to the CARE Act or unique to the COVID 19 pandemic

H4 Provide the number of students in the 2023 undergraduate class who started at your institution as first-time students and received a bachelor's degree between July 1, 2022 and June 30, 2023

Letter	Source/Type of Loan	Number in the class (defined in H4 above) who borrowed from the types of loans specified in the first column	Percent of the
---------------	----------------------------	---	-----------------------

HZ

-
-
-

HS11: Process for First Year Students

HS

-
-
-
-
-
-

H9

-
-



-

HIO



**Criteria used in
awarding**

I. INSTRUCTIONAL FACULTY AND CLASS SIZE

I1. Please report the number of instructional faculty members in each category for Fall 2023. Include faculty who are on your institution's payroll on the census date your institution uses for IPEDS/AAUP.

Letter	Description	Full-time	Part-time

Full-time instructional faculty **ecrl**

Minority faculty:

I3 Undergraduate Class Size



Please include classes that have been moved online in response to the COVID 19 pandemic.

Class Sections **Time**

Common Data Set Definitions

Black or African American

Books and supplies (costs):

Distance learning

Doctor's degree research/scholarship

Doctor's degree professional practice

External degree program

Extracurricular activities (as admission factor):

First time student:

First time, first year student:

Less Than 1 Academic Year

At Least 1 But Less Than 2 Academic Years

Religious affiliation/commitment (as admission factor):

***Religious counseling**

***Developmental services**

Required fees

Food and housing (charges)—on campus

Secondary school record (as admission factor):

Semester calendar system

Student designed major:

Study abroad

***Women's center:**

Work experience (as admission factor):

Financial Aid Definitions

External scholarships and grants

Non need based self help aid